

# Schedule of Functional Expenses (Condensed)

Year Ended September 30, 2012

	Program Services		Supporting Services		Total Expenses
	Total	General & Administrative	Promotion & Development	Total	
Direct payments and assistance to ministries	\$ 8,815,076	\$ 34,525	\$ 6,000	\$ 40,525	\$ 8,855,601
Salaries and labor	1,460,075	462,438	475,627	938,065	2,398,140
Payroll taxes	75,914	30,504	27,813	58,317	134,231
Benefits	185,746	77,762	65,960	143,722	329,468
Travel and entertainment	741,666	34,165	104,676	138,841	880,507
Informational materials	30	54,477	2,956	57,433	57,463
Printing and publications	21,404	—	10,182	10,182	31,586
Conference and education	6,977	764	2,100	2,864	9,841
Promotion and advertising	469	268	70,249	70,517	70,986
Computer services	215,759	89,116	24,221	113,337	329,096
Telephone	37,132	14,927	5,392	20,319	57,451
Postage	193,377	119,475	19,463	138,938	332,315
Supplies and materials	139,169	20,391	58,952	79,343	218,512
Building rent and maintenance	91,836	41,358	50,634	91,992	183,828
Depreciation and amortization	87,236	128,694	41,162	169,856	257,092
Insurance	3,406	11,154	1,182	12,336	15,742
Professional and other fees	256,462	35,116	210,796	245,912	502,374
Legal	17,897	564	—	564	18,461
Finance and accounting	8,367	177,496	—	177,496	185,863
Bank fees	2,240	187,998	177	188,175	190,415
Other	—	—	1,244	1,244	1,244
	12,360,238	1,521,192	1,178,786	2,699,978	15,060,216
Less Bethesda subsidy	—	(167,704)	(132,296)	(300,000)	(300,000)
	<u>\$ 12,360,238</u>	<u>\$ 1,353,488</u>	<u>\$ 1,046,490</u>	<u>\$ 2,399,978</u>	<u>\$ 14,760,216</u>

P.O. Box 62600 • Colorado Springs, CO 80962 • 800.864.0200 • www.onechildmatters.org



A higher standard.  
A higher purpose.

## Board Members

**Dana Rasic**  
Chairman

**Nathan Merrill**  
Treasurer

**Dan Vagle**  
Secretary

**Lyle Arent**  
Vice President

**Don Beard**  
Vice President


**Don Morgan**  
Vice President

**Dale Turner**  
Vice President

**Mark Pluimer**  
Director

## Leadership Council

Don and Janet Beard  
Lyle and Glenna Arent  
Don and Marcia Christensen  
Richard and Terri Grogan  
Nathan and Willi Merrill  
Don and Jane Morgan  
Mark and Dee Pluimer  
Dana and Sherri Rasic  
Dale and Janet Turner  
Dan and LaVonne Vagle



# ANNUAL REPORT

## Fiscal Year 2012



## Who are the children your donations help?

### MEET ELENA.

No income, no food, no hope for the future. After her father left Elena and her sister with their mother in a sparse home in Xai Xai, Mozambique, things were bleak. Yet she faced more trouble when her mother died last year, leaving Elena and her sister in the care of extended family members.

Unsure of where she would live or what her future would hold, Elena clung to one thing: the One Child Matters staff at the Xai Xai Mercy Center truly loved her. They came to her mother's funeral and never stopped checking on her. "These are my friends and family," she realized as they slowly coaxed her back to the center. Soon she was back to leading worship and her dance team on Sunday mornings.

Elena continues to grow and develop, having learned so much about caring for others from the care she herself received. "She's a great leader and takes care of the other children," one staff member reported. "We are so proud of her. The entire room changes for the positive any time Elena is present."

All over the world, children like Elena are transformed by the hope, truth, life, love, and mercy available through sponsorship and the programs those donations support. Elena's story illustrates that investing in one child can often change the lives of others—because one child matters!



**DEAR FRIENDS,** 2012 was an exciting year for us, a year that confirmed our mission and goals while giving us new energy. After much prayer and counsel, we changed our name from Mission of Mercy to One Child Matters.

As we made this transition, I was reminded of the significance of names in Scripture—a person's name expressed the greatest hopes, strengths, and beliefs of a society. When God changed someone's name, it was often to mark their potential and who, like Simon Peter, God knew they'd become.

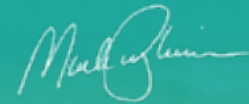
One Child Matters holds the same promise; everything we do is modeled after the heart of Jesus. He reached out to individuals even when the masses crowded around Him—Jesus focused on the one. He recognized and communicated value to individuals who were overlooked and abandoned by society. His outreach was personal, and so is ours. Our programs are designed to meet each child at their point of need. The result is beautiful: hearts and lives transformed one child at a time.

Over the past year, you have helped us bring hope, truth, life, love, and mercy to more than 39,000 children worldwide:

- Our outreach into Zimbabwe, our newest country, has continued to expand. Thanks to our Church Partnership for Mercy program, we now have 6 projects and serve more than 1,500 children in Zimbabwe.
- Medical Mercy volunteers went on 3 medical trips, serving more than 3,300 children and training 16 additional healthcare workers to ensure the highest standard of care for the children in our programs.
- Mission teams from partner churches, radio stations, and our volunteer network sent 470 people on 26 teams to 9 different countries.

God continues to bless our ministry efforts and has multiplied our impact around the world. We are excited about 2013 and all God will accomplish through your partnership with One Child Matters. There are many more children to reach and together we can make an eternal difference. Thank you for your friendship to this ministry and your commitment to the children we serve—you reflect the heart of God.

Because One Child Matters,



Mark Pluimer  
President



## Statements of Financial Position

September 30, 2012

(With Summarized Financial Information for September 30, 2011)

Assets	2012	2011
Cash and cash equivalents	\$ 1,156,914	\$ 1,487,156
Receivables		
Related parties	—	88,731
Other	141,741	140,553
Investments	1,290,029	1,171,687
Furniture, equipment and software, net	1,157,282	851,935
Other assets	61,305	57,861
<b>Total assets</b>	<b>\$ 3,807,271</b>	<b>\$ 3,797,923</b>
<b>Liabilities and Net Assets</b>		
<b>Liabilities</b>		
Accounts payable		
Related parties	\$ 76,248	\$ —
Other	162,527	101,786
Accrued liabilities	260,587	193,255
<b>Total liabilities</b>	<b>499,362</b>	<b>295,041</b>
<b>Net Assets</b>		
Unrestricted	1,904,715	1,767,151
Temporarily restricted	1,387,519	1,720,056
Permanently restricted	15,675	15,675
<b>Total net assets</b>	<b>3,307,909</b>	<b>3,502,882</b>
<b>Total liabilities and net assets</b>	<b>\$ 3,807,271</b>	<b>\$ 3,797,923</b>

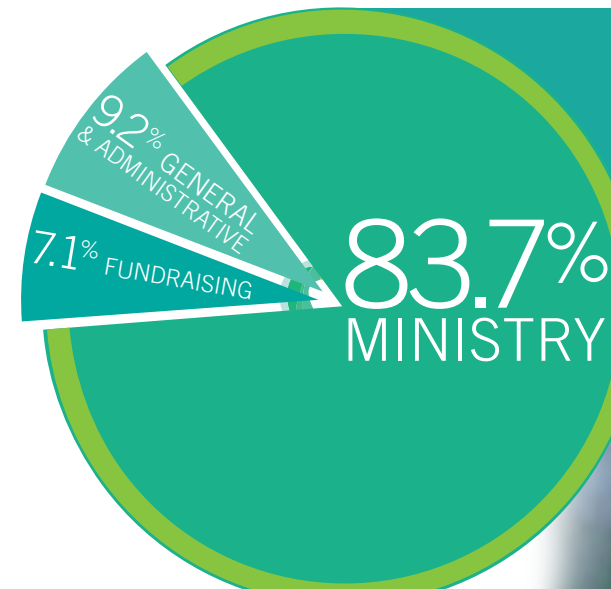
Note: This report is a summary of the financial activities for the fiscal year 2012. Please visit [www.onechildmatters.org/financial](http://www.onechildmatters.org/financial) to see the full auditor's report, or call to request a printed copy.

## Statements of Activities

Year Ended September 30, 2012

(With Summarized Financial Information for Year Ended September 30, 2011)

	Unrestricted	Temporarily Restricted	Permanently Restricted	2012 Total	2011 Total
<b>Revenues, Gains and Other Support</b>					
Contributions					
General	\$ 2,742,956	\$ 11,681,319	\$ —	\$ 14,424,275	\$ 14,460,321
Bethesda Ministries	2,559	—	—	2,559	7,156
Interest and dividends	48,600	—	—	48,600	47,331
Realized and unrealized gains (losses) on investments, net	89,809	—	—	89,809	(36,528)
Other revenue	—	—	—	—	1,593
Satisfaction of program restrictions	12,013,856	(12,013,856)	—	—	—
<b>Total revenues, gains and other support</b>	<b>14,897,780</b>	<b>(332,537)</b>	<b>—</b>	<b>14,565,243</b>	<b>14,479,873</b>
<b>Expenses</b>					
Program services					
Child ministries	11,223,253	—	—	11,223,253	10,615,862
Humanitarian and relief	52,407	—	—	52,407	104,124
Medical Mercy	344,609	—	—	344,609	382,564
Higher education and vocational training	28,748	—	—	28,748	157,585
Teaching/advocacy ministries	226,806	—	—	226,806	220,362
Mission trips	484,415	—	—	484,415	356,459
<b>Total program services</b>	<b>12,360,238</b>	<b>—</b>	<b>—</b>	<b>12,360,238</b>	<b>11,836,956</b>
Supporting services					
General and administrative	1,521,192	—	—	1,521,192	1,468,290
Promotion and development	1,178,786	—	—	1,178,786	1,108,270
Less supporting services subsidized by Bethesda Ministries	(300,000)	—	—	(300,000)	(437,500)
<b>Total supporting services</b>	<b>2,399,978</b>	<b>—</b>	<b>—</b>	<b>2,399,978</b>	<b>2,139,060</b>
<b>Total expenses</b>	<b>14,760,216</b>	<b>—</b>	<b>—</b>	<b>14,760,216</b>	<b>13,976,016</b>
<b>Change in Net Assets</b>	<b>137,564</b>	<b>(332,537)</b>	<b>—</b>	<b>(194,973)</b>	<b>503,857</b>
<b>Net Assets, Beginning of Year</b>	<b>1,767,151</b>	<b>1,720,056</b>	<b>15,675</b>	<b>3,502,882</b>	<b>2,999,025</b>
<b>Net Assets, End of Year</b>	<b>\$ 1,904,715</b>	<b>\$ 1,387,519</b>	<b>\$ 15,675</b>	<b>\$ 3,307,909</b>	<b>\$ 3,502,882</b>



## How your gifts were used in 2012

Based on total expenses for the fiscal year ended September 30, 2012

